

2N Helios IP connected as an extension of CCM (6 and 7)

2N Helios IP will be added with these parameters:

- user 3738
- station 3738
- MAC address 0050C281F1EB
- IP address 192.168.22.35

used commands :

- license control - view_license
- show routing - view_route_plan_report
- creating of user - add_user
- creating of station - add_station
- cration of line for station - add_station_line

Add user:

The screenshot shows the Cisco Unified CM Administration web interface. The page title is "End User Configuration". The navigation menu includes System, Call Routing, Media Resources, Voice Mail, Device, Application, User Management, Bulk Administration, and Help. The "User Management" menu is expanded, showing "End User Configuration". The "Related Links" section contains "Back to Find List Users". The "Status" section shows "Status: Ready". The "User Information" section contains the following fields:

User ID*	<input type="text" value="3738"/>	
Password	<input type="password"/>	<input type="button" value="Edit Credential"/>
Confirm Password	<input type="password"/>	
PIN	<input type="password"/>	<input type="button" value="Edit Credential"/>
Confirm PIN	<input type="password"/>	
Last name*	<input type="text" value="3738"/>	
Middle name	<input type="text"/>	
First name	<input type="text"/>	
Telephone Number	<input type="text" value="3738"/>	
Mail ID	<input type="text"/>	
Manager User ID	<input type="text" value="3738"/>	
Department	<input type="text"/>	
User Locale	<input type="text" value=" < None >"/>	
Associated PC	<input type="text"/>	
Digest Credentials	<input type="password"/>	
Confirm Digest Credentials	<input type="password"/>	

The "Device Associations" section contains the following field:

Controlled Devices	<input type="text"/>	<input type="button" value="Device Association"/>
--------------------	----------------------	---

Extension Mobility

Available Profiles



Controlled Profiles



Default Profile

Presence Group*

SUBSCRIBE Calling Search Space

Allow Control of Device from CTI

Directory Number Associations

Primary Extension

Mobility Information

Enable Mobility

Primary User Device

Enable Mobile Voice Access

Maximum Wait Time for Desk Pickup*

Remote Destination Limit*

Remote Destination Profiles

[View Details](#)

CAPF Information

Associated CAPF Profiles

[View Details](#)

Permissions Information

Groups

[View Details](#)


Roles

[View Details](#)



*- indicates required item.

Add station:


**Cisco Unified CM Administration**
For Cisco Unified Communications Solutions


Navigation

cisco | About | Logout



System ▾ Call Routing ▾ Media Resources ▾ Voice Mail ▾ Device ▾ Application ▾ User Management ▾ Bulk Administration ▾ Help ▾


Add a New Phone Related Links:



Status
 Status: Ready

Select the type of phone you would like to create
Phone Type*

 *- indicates required item.
 **- Create a phone template using the Bulk Administration Tool to enable template-based phone creation.


**Cisco Unified CM Administration**
For Cisco Unified Communications Solutions


Navigation

cisco | About | Logout


System ▾ Call Routing ▾ Media Resources ▾ Voice Mail ▾ Device ▾ Application ▾ User Management ▾ Bulk Administration ▾ Help ▾

Phone Configuration Related Links:



Status
 Status: Ready

Phone Type
Product Type: Third-party SIP Device (Advanced)
Device Protocol: SIP

Device Information
 Device is not trusted

MAC Address*	<input type="text" value="0050C281F1EB"/>
Description	<input type="text" value="Helios IP"/>
Device Pool*	<input type="text" value="Testing"/> View Details
Common Device Configuration	<input type="text" value="< None >"/> View Details
Phone Button Template*	<input type="text" value="Third-party SIP Device (Advanced)"/>
Common Phone Profile*	<input type="text" value="Standard Common Phone Profile"/>
Calling Search Space	<input type="text" value="TestTeam"/>
AAR Calling Search Space	<input type="text" value="TestTeam"/>
Media Resource Group List	<input type="text" value="MRGL_TestTeam"/>
Location*	<input type="text" value="Hub_None"/>
AAR Group	<input type="text" value="< None >"/>
Device Mobility Mode*	<input type="text" value="Default"/> View Current Device Mobility Settings
Owner User ID	<input type="text" value="3738"/>
Use Trusted Relay Point*	<input type="text" value="Default"/>
Always Use Prime Line*	<input type="text" value="Default"/>
Always Use Prime Line for Voice Message*	<input type="text" value="Default"/>
Calling Party Transformation CSS	<input type="text" value="TestTeam"/>
Geolocation	<input type="text" value="< None >"/>

- Use Device Pool Calling Party Transformation CSS
- Retry Video Call as Audio
- Ignore Presentation Indicators (internal calls only)
- Logged Into Hunt Group
- Remote Device

Protocol Specific Information

Presence Group*	<input type="text" value="Standard Presence group"/>
MTP Preferred Originating Codec*	<input type="text" value="711ulaw"/>
Device Security Profile*	<input type="text" value="Third-party SIP Device Advanced - Standard SIP N"/>
Rerouting Calling Search Space	<input type="text" value="TestTeam"/>
SUBSCRIBE Calling Search Space	<input type="text" value="TestTeam"/>
SIP Profile*	<input type="text" value="Standard SIP Profile"/>
Digest User	<input type="text" value="3738"/>

Media Termination Point Required





Unattended Port

Require DTMF Reception

MLPP Information

MLPP Domain

Save

-  *- indicates required item.
-  **- Device reset is not required for changes to Packet Capture Mode and Packet Capture Duration.
-  ***Note: Security Profile Contains Addition CAPF Settings.
-  ****Note: A new Softkey template without supplementary service Softkeys must be used for a protected phone.

Add station line:



Directory Number Configuration

Related Links: [Configure Device \(SEP0050C29BF3BA\)](#) Go

Save Delete Reset Apply Config Add New

Status

Status: Ready

Directory Number Information

Directory Number*	<input type="text" value="3738"/>
Route Partition	<input type="text" value="TestTeam"/>
Description	<input type="text" value="3738"/>
Alerting Name	<input type="text" value="3738"/>
ASCII Alerting Name	<input type="text" value="3738"/>
Associated Devices	<input type="text" value="SEP0050C29BF3BA"/>
Dissociate Devices	<input type="text"/>

[Edit Device](#)

[Edit Line Appearance](#)

Directory Number Settings

Voice Mail Profile	<input type="text" value="< None >"/>	(Choose <None> to use system default)
Calling Search Space	<input type="text" value="< None >"/>	
Presence Group*	<input type="text" value="Standard Presence group"/>	
User Hold MOH Audio Source	<input type="text" value="< None >"/>	
Network Hold MOH Audio Source	<input type="text" value="< None >"/>	

AAR Settings

	Voice Mail	AAR Destination Mask	AAR Group
AAR	<input type="checkbox"/> or	<input type="text"/>	<input type="text" value="< None >"/>
<input checked="" type="checkbox"/> Retain this destination in the call forwarding history			



Phone Configuration

Related Links:

Status

Status: Ready

Association Information

- 1 [Line \[1\] - Add a new DN](#)
- 2 [Line \[2\] - Add a new DN](#)
- 3 [Line \[3\] - Add a new DN](#)
- 4 [Line \[4\] - Add a new DN](#)
- 5 [Line \[5\] - Add a new DN](#)
- 6 [Line \[6\] - Add a new DN](#)
- 7 [Line \[7\] - Add a new DN](#)
- 8 [Line \[8\] - Add a new DN](#)

Phone Type

Product Type: Third-party SIP Device (Advanced)
Device Protocol: SIP

Device Information

Registration Registered with Cisco Unified Communications Manager 192.168.22.35
 IPv4 Address 192.168.22.26
 Active Load ID Unknown
 Device is Active
 Device is not trusted
 MAC Address*
 Description
 Device Pool* [View Details](#)
 Common Device Configuration [View Details](#)
 Phone Button Template*
 Common Phone Profile*
 Calling Search Space
 AAR Calling Search Space

Call Forward and Call Pickup Settings

	Voice Mail	Destination	Calling Search Space
Calling Search Space Activation Policy			<input type="text" value="Use System Default"/>
Forward All	<input type="checkbox"/> or <input type="text"/>	<input type="text"/>	<input type="text" value="< None >"/>
Secondary Calling Search Space for Forward All			<input type="text" value="< None >"/>
Forward Busy Internal	<input type="checkbox"/> or <input type="text"/>	<input type="text"/>	<input type="text" value="< None >"/>
Forward Busy External	<input type="checkbox"/> or <input type="text"/>	<input type="text"/>	<input type="text" value="< None >"/>
Forward No Answer Internal	<input type="checkbox"/> or <input type="text"/>	<input type="text"/>	<input type="text" value="< None >"/>
Forward No Answer External	<input type="checkbox"/> or <input type="text"/>	<input type="text"/>	<input type="text" value="< None >"/>
Forward No Coverage Internal	<input type="checkbox"/> or <input type="text"/>	<input type="text"/>	<input type="text" value="< None >"/>
Forward No Coverage External	<input type="checkbox"/> or <input type="text"/>	<input type="text"/>	<input type="text" value="< None >"/>
Forward on CTI Failure	<input type="checkbox"/> or <input type="text"/>	<input type="text"/>	<input type="text" value="< None >"/>
Forward Unregistered Internal	<input type="checkbox"/> or <input type="text"/>	<input type="text"/>	<input type="text" value="< None >"/>
Forward Unregistered External	<input type="checkbox"/> or <input type="text"/>	<input type="text"/>	<input type="text" value="< None >"/>
No Answer Ring Duration (seconds)		<input type="text"/>	
Call Pickup Group			<input type="text" value="< None >"/>

Park Monitoring

	Voice Mail	Destination	Calling Search Space
Park Monitoring Forward No Retrieve Destination External	<input type="checkbox"/> or	<input type="text"/>	< None > A blank value means to call the parker's line.
Park Monitoring Forward No Retrieve Destination Internal	<input type="checkbox"/> or	<input type="text"/>	< None > A blank value means to call the parker's line.
Park Monitoring Reversion Timer		<input type="text"/>	A blank value will use value set in Park Monitoring Reversion Timer service parameter

MLPP Alternate Party Settings

Target (Destination)	<input type="text"/>
MLPP Calling Search Space	< None >
MLPP No Answer Ring Duration (seconds)	<input type="text"/>

Line Settings for All Devices

Hold Reversion Ring Duration (seconds)	<input type="text"/>	Setting the Hold Reversion Ring Duration to zero will disable the feature
Hold Reversion Notification Interval (seconds)	<input type="text"/>	Setting the Hold Reversion Notification Interval to zero will disable the feature
Party Entrance Tone*	Default	

Line 1 on Device SEP0050C29BF3BA

Display (Internal Caller ID)	<input type="text"/>	Display text for a line appearance is intended for displaying text such as a name instead of a directory number for internal calls. If you specify a number, the person receiving a call may not see the proper identity of the caller.
ASCII Display (Internal Caller ID)	<input type="text"/>	
External Phone Number Mask	<input type="text"/>	
Monitoring Calling Search Space	< None >	

Multiple Call/Call Waiting Settings on Device SEP0050C29BF3BA

Note: The range to select the Max Number of calls is: 1-16

Maximum Number of Calls*	<input type="text" value="2"/>
Busy Trigger*	<input type="text" value="2"/> (Less than or equal to Max. Calls)

Forwarded Call Information Display on Device SEP0050C29BF3BA

- Caller Name
- Caller Number
- Redirected Number
- Dialed Number

Users Associated with Line

[Associate End Users](#)

[Save](#) [Delete](#) [Reset](#) [Apply Config](#) [Add New](#)

*- indicates required item.

**- Changes to Line or Directory Number settings require restart.